

VIRTUAL SIG FOR



MARCH 21,



2009

9:25AM



**HERE IS OUR VIRTUAL SIG FOR MARCH. HAPPY ST. PATRICK'S DAY! HAPPY VERNAL EQUINOX DAY! Did you survive the Ides of March? HOPE TO SEE YOU THIS SATURDAY! I Don't think we're going to get snowed out this time, after all it's Spring, FRED**

INTRODUCTIONS: Who are you? Where do you live? What Mac(s) do you own?

FREEWARE/SHAREWARE of the Month

<http://www.macorchard.com/>

<http://www.macheist.com/>

WEBSITES OF INTEREST:

<http://www.mactricksandtips.com/2008/01/top-100-essential-mac-applications.html>

## TROUBLESHOOTING TIPS & TRICKS

<http://www.apple.com/pro/tips/>

<http://mactips.info/>

[http://www.maclife.com/article/feature/ilife\\_09\\_tips\\_and\\_tricks?page=0%2C0](http://www.maclife.com/article/feature/ilife_09_tips_and_tricks?page=0%2C0)

<http://www.mactips.org/>



# Getting the Most of Your Email

*before it gets you!*



*presented by Karin Fish*

Search

Profiles Techniques Pro Tips Resources

# Pro

## Tip of the Week Searchin' Safari

Safari's search features are more powerful than ever in Mac OS X Leopard.

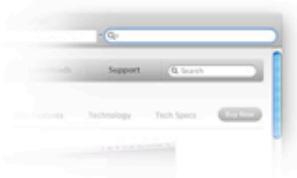
To search a web page for text, type Command-F, which opens the Find banner near the top of the browser window. Type your search term. (No need to press Return.)



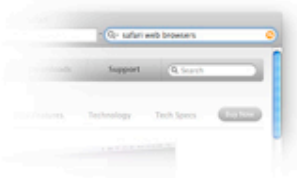
Safari instantly tells you how many times the term appears on the page. The first occurrence is indicated in your highlight color, and all subsequent ones are framed in white. The remainder of the page dims to gray.

You can advance from one occurrence to the next by pressing the Return key (or typing Command-g). Holding Shift while pressing return (or typing Command-Shift-g) steps you backwards between occurrences. When you're finished, press the Done button next to the search field, closing the Find Banner.

For Google searches, just type Command-Option-F. This jumps your cursor to the main Search field, ready for you to type a search phrase.



It's easy to revisit your Google search results. Each time you enter a new search, Safari remembers the search results page. Click through to as many pages as you like — if you want to snap back to the Search results, simply click the orange arrow to the right of the Search field.



### Pro Tip

- 12.23.08 Super-Clean Screenshots
- 11.26.08 All About Audio Chats
- 10.29.08 Find Files Faster with Keywords
- 09.18.08 Make Your Mac Speak
- 08.28.08 Spell-Check on the Fly
- 07.30.08 Managing Your Login Items

[Tip of the Week Archive](#)

**Sign Up** Get the latest news for the creative community straight from Apple.

### Next Tip: Become a Spaces Cadet!

#### Vroom with a view.



15- and 17-inch MacBook Pro

[Learn more](#)

#### Mac Pro Productivity Calculator



[Learn more](#)

#### The Podcast Recipe: Producing a Successful Show



[Learn more](#)

#### Find a Product

Buy direct from Apple 24 hours a day, or call 1-800-854-3680.

[Visit an Apple Store](#)

Find an Apple Reseller:

Mac Pro Tips Searchin' Safari

[Considering a Mac](#)  
Why you'll love a Mac  
Which Mac are you?

[Macs](#)  
Mac Pro  
Mac mini

[Wi-Fi Base Stations](#)  
AirPort Express  
AirPort Extreme


[MobileMe](#)  
Learn more  
iCloud


[Applications](#)  
iLife  
iWork

[Developer](#)  
Developer Connection  
Membership Info

[Support](#)  
Where can I buy a Mac?  
AppleCare

## QT video tips





## EMAIL RULES

We will investigate TechToolPro 5 today

Q & A

HAVE A BURNING QUESTION OR PROBLEM ABOUT YOUR MAC OR SOFTWARE? SHARE IT WITH OUR GROUP NOW. MAYBE WE CAN GET TO THE BOTTOM OF IT!

ADJOURN TO MAIN MEETING-iLife '09

